

Our Classroom

Rules



Michelle Rist @ InspiredByKindergarten

Contents

Posters of my 6 classroom rules:

- *Raise your hand to talk
- *Use inside voices
- *Use helpful hands and words
- *Follow directions quickly
- *Make smart choices
- *Keep your dear teacher happy

Black & White Reproducible of rules for kids to color and take home.

Daily routine card:

Go through the routine every morning to remind students of your rules.
There are simple saying and hand motions for each rule.

Pocket Chart Management System:

- *Mini Cards of rules: If students break rules these mini cards are put in their pocket chart. If there is a card in their pocket chart they must conference with me before participating in any fun activities such as recess or free choice time.
 - *Name plates
 - *Pocket chart header
 - *Example Picture
- *Parent Communication Letter used during conferencing
- *Parent Explanation letter

Follow Directions

FINISH

Quickly



Raise your

hand

to talk.



Use helpful Hands & Words



Keep Your

Dear Teacher

Happy!






Make
Smart
Choices

use

inside

voices



Name _____

Our Classroom Rules




I will raise my hand and wait my turn.

FINISH




I will follow directions quickly.



I will use helpful hands and words.



I will use my inside voice.



I will make smart choices.



I will make my dear teacher happy.

Rules: Morning Routine

FINISH



Say:
Follow directions
quickly.

Hand Motion:
mimic running



Say:
Use helpful
hands and words.

Hand Motion:
Give yourself a
hug



Say:
Raise hand to talk.

Hand Motion:
raise hand



Say:
Make smart
choices.

Hand Motion:
Tap finger to head



Say:
Use inside
voices.

Hand Motion:
Finger to lips like
the sign for shhh



Say:
Make your dear
teacher happy.

Hand Motion:
Hands under chin
and smile big!

Snapshot of Pocket Chart



Each child will have a pocket in the behavior pocket chart. If their pocket is empty they are following the rules. If there is a card in their pocket they will need to conference with me before they go to recess or any extra activities such as free choice time.

See parent note for more information.

Follow Directions!

FINISH

Quickly



Follow Directions!

FINISH

Quickly



Follow Directions!

FINISH

Quickly



Follow Directions!

FINISH

Quickly



Follow Directions!

FINISH

Quickly



Follow Directions!

FINISH

Quickly



Follow Directions!

FINISH

Quickly



Follow Directions!

FINISH

Quickly



Follow Directions!

FINISH

Quickly



Raise your
hand
to talk.



Raise your
hand
to talk.



Raise your
hand
to talk.



Raise your
hand
to talk.



Raise your
hand
to talk.



Raise your
hand
to talk.



Raise your
hand
to talk.



Raise your
hand
to talk.



Raise your
hand
to talk.



use helpful
Hands & Words



use helpful
Hands & Words



use helpful
Hands & Words



use helpful
Hands & Words



use helpful
Hands & Words



use helpful
Hands & Words



use helpful
Hands & Words



use helpful
Hands & Words



use helpful
Hands & Words



Keep your
Dear Teacher
Happy!



Keep your
Dear Teacher
Happy!



Keep your
Dear Teacher
Happy!



Keep your
Dear Teacher
Happy!



Keep your
Dear Teacher
Happy!



Keep your
Dear Teacher
Happy!



Keep your
Dear Teacher
Happy!




Keep your
Dear Teacher
Happy!



Keep your
Dear Teacher
Happy!






Make
Smart
Choices




Make
Smart
Choices



Make
Smart
Choices



Make
Smart
Choices



Make
Smart
Choices



Make
Smart
Choices



Make
Smart
Choices



Make
Smart
Choices



Make
Smart
Choices



use
inside
voices



use
inside
voices



use
inside
voices



use
inside
voices



use
inside
voices



use
inside
voices



use
inside
voices



use
inside
voices

































use
inside
voices

Rules

are







Important





Name _____ Date _____

What I Worked On Today







 <p>Raising my hand to talk.</p>	 <p>Following directions quickly.</p>	 <p>Using helpful hands and words.</p>
 <p>Using my inside voice.</p>	 <p>Making smart choices.</p>	 <p>Making my dear teacher happy.</p>

Comments (If necessary): _____

Parent Signature: _____

Name _____ Date _____

What I Worked On Today

 <p>Raising my hand to talk.</p>	 <p>Following directions quickly.</p>	 <p>Using helpful hands and words.</p>
 <p>Using my inside voice.</p>	 <p>Making smart choices.</p>	 <p>Making my dear teacher happy.</p>

Comments (If necessary): _____

Parent Signature: _____

Parent Note: Our Classroom Rules

The rules of our classroom are listed below. The first 4 rules are fairly standard and are rules kids will see often throughout their years at school. The last 2 rules are used as "catch all" rules. When a student makes a mistake that is not covered by the 4 basic rules these 2 rules will usually apply.

Some examples:

*a student throwing trash on the floor instead of in the trash can (keep your teacher happy)

*running inside (make smart choices)

*not picking up after themselves after play or work time (make smart choices and keep your teacher happy)




#1

I will raise my hand and wait my turn.



#2

I will follow directions quickly.



#3

I will use helpful hands and words.



#4

I will use my inside voice.



#5

I will make smart choices.



#6

I will make my dear teacher happy.

If a rule is broken (after sufficient warnings have been given) your child will receive a card that reminds them of the rule they need to practice.

Ex:



If your child receives a card they must bring the card to me for a conference before they are allowed to participate in recess or any other extra activities (such as choice centers.)

During our conference your child and I will:

- *discuss the choices they made
- *brainstorm or role play how they can make better choices next time
- *fill out a parent information sheet together
- *I will give consequences, such as 5 minute time out, if I feel it is necessary.

Here is what the parent information sheet looks like. Your child and I will fill this out together during our conference.

There will be days your child might bring home more than 1 note because your child has had more than 1 conference with me.

There will be days you will not get any notes. On those days you will know your child followed all the classroom rules! Yay!

Please sign all parent information sheets and return to school the next day. Home/school communication is very important to me and I want to make sure all these important notes are getting home to you!

Thank you!

Name _____ Date _____

What I Worked On Today

 Raising my hand to talk.	 Following directions quickly.	 Using helpful hands and words.
 Using my inside voice.	 Making smart choices.	 Making my dear teacher happy.

Comments (If necessary): _____

Parent Signature: _____

Thank You!

Thank you for purchasing this product from my store. I hope you enjoy using it as much as I enjoyed creating it!

If you have any questions please e-mail me at inspiredbykindergarten@hotmail.com.

Visit my blog for more teaching ideas and freebies.



Credits:

BIG thanks to the following people/places for clipart art & backgrounds:



**Scrappin
Doodles**



**Dream Like
Magic**

Also: 2 of the rules are originally from Whole Brain Teaching

Keep your dear teacher happy.

Make smart choices.